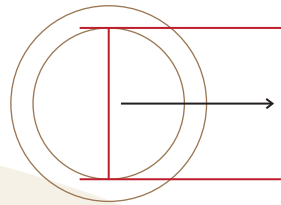


TAMANHO DO ANEL

A GUZZATTI adota alguns métodos aproximados para verificação do tamanho do seu anel.

1 - Meça o diâmetro interno do aro do seu anel e verifique as medidas na tabela de anéis.

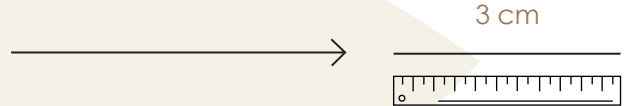








DIÂMETRO INTERNO DO ARO DO SEU ANEL







2 - Método de comparação do seu anel com o desenho.







- Imprima esse documento e compare o seu anel colocando-o sobre o desenho.







O tamanho da folha é A4, lembre-se de conferir a régua de 3 cm ao lado para certificar-se de que o tamanho da impressão está correto.



10  d = 1,5 cm	11  d = 1,62 cm	12  d = 1,65 cm	13  d = 1,68 cm	14  d = 1,71 cm	15  d = 1,75 cm
--	---	---	---	---	---

16  d = 1,78 cm	17  d = 1,81 cm	18  d = 1,84 cm	19  d = 1,87 cm	20  d = 1,91 cm	21  d = 1,94 cm
---	---	---	---	---	---

22  d = 1,97 cm	23  d = 2,0 cm	24  d = 2,03 cm	25  d = 2,06 cm	26  d = 2,1 cm	27  d = 2,13 cm
---	--	---	---	--	---

28  d = 2,16 cm	29  d = 2,19 cm	30  d = 2,22 cm	31  d = 2,26 cm	32  d = 2,29 cm	33  d = 2,32 cm
---	---	---	---	--	---